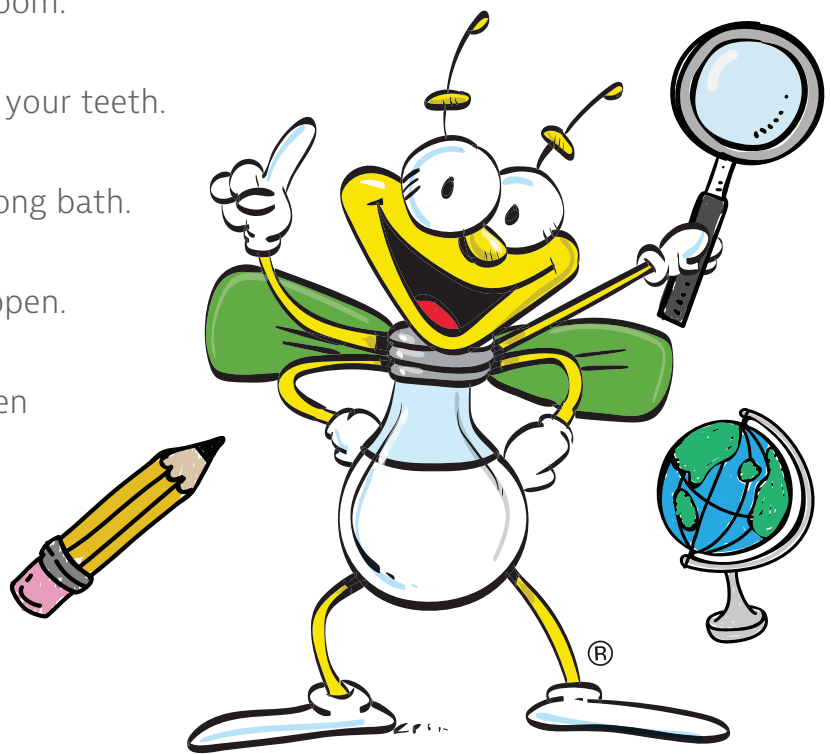


How to play:

Each bingo card contains 24 numbers and a blank square. When the game starts, random energy efficiency tips are read aloud and whoever of the players participating in the game completes a bingo pattern first, wins. Find something fun at home to cover the spaces (pennies, dried beans, construction paper cut into pieces).

- ▶ Turn off lights when you leave a room.
- ▶ Turn the water off when brushing your teeth.
- ▶ Take a short shower instead of a long bath.
- ▶ Don't leave the refrigerator door open.
- ▶ Unplug electronics and games when not in use.
- ▶ Keep doors & windows shut when heat or A/C is running.
- ▶ Use energy-saving LED bulbs.
- ▶ Make sure dishwasher is full before turning it on.
- ▶ Use ceiling fans to stay cool.
- ▶ Close shades, drapes, and blinds during the day to block out unwanted heat from the sun.





Learn with Louie

Learn with Louie

B **I** **N** **G** **O**

B **I** **N** **G** **O**





Learn with Louie

Learn with Louie

B **I** **N** **G** **O**

B **I** **N** **G** **O**



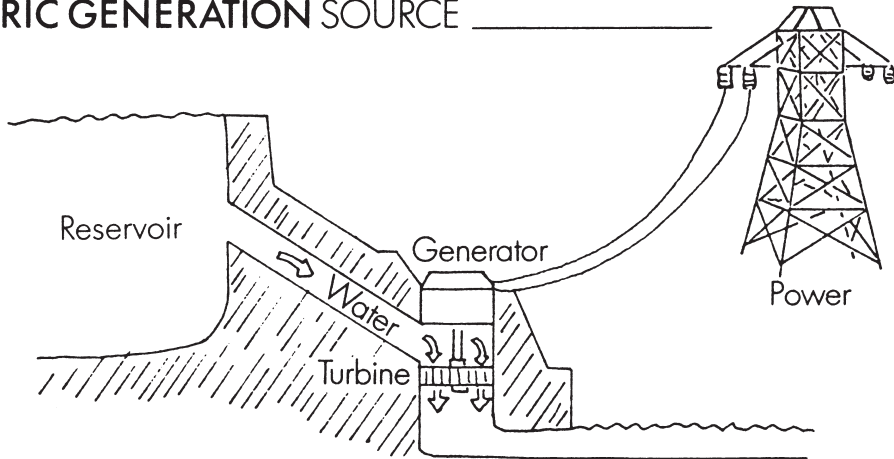
ACTIVITY 2

OPERATIONS

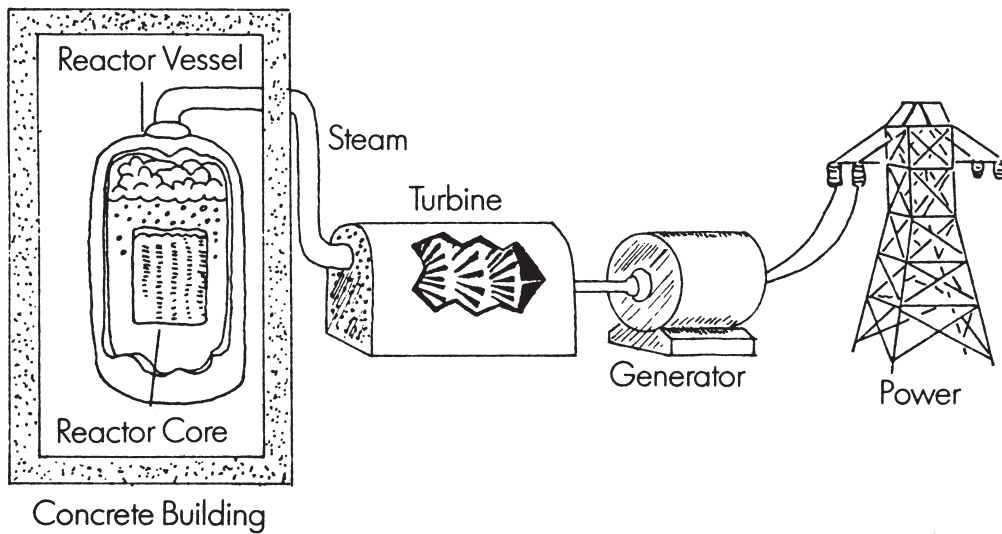
NAME _____ DATE _____

Electricity is produced in three major ways. Write the name of the source used in each type of generation. In each diagram, color the turbine red and the generator blue.

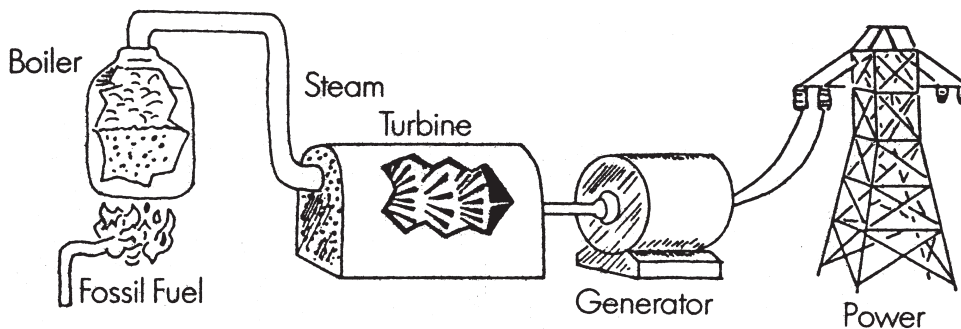
HYDROELECTRIC GENERATION SOURCE _____



NUCLEAR GENERATION SOURCE _____



FOSSIL FUEL GENERATION SOURCE _____







Learn with Louie

CROSSWORD FUN!

How much do you know about saving energy? See if you can solve our Energy Efficiency puzzle!



ACROSS

- 4. Use LED ___.
- 5. Close the ___ when you go outside.
- 7. Saving energy is good for the ___.
- 8. Turn off overhead ___ when you aren't in the room.

DOWN

- 1. ___ your cell phone charger when you are not using it.
- 2. Don't leave the ___ running when brushing your teeth.
- 3. Limit shower time to five ___.
- 6. Flip the light switch ___ when you leave a room.

Answer Key: Across - 4. Lightbulbs, 5. Door, 7. Earth, 8. Fans. Down - 1. Unplug, 2. Water, 3. Minutes, 6. Off.

Learn with Louie

BE AN ENERGY DETECTIVE

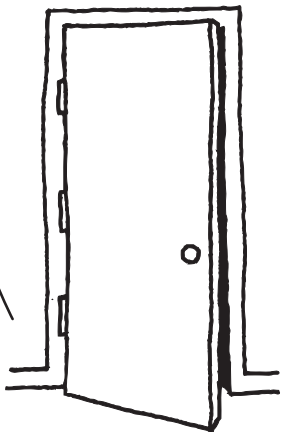
You're on a mission to discover all the ways your family is wasting energy! Help your parents find the energy leaks in your house and you will save them money on their power bill.

Follow the clues and you'll be a power-saving private eye!



Windows

If you hear wind coming in through a closed window, it probably has a crack and needs to be sealed.



Doors

Leaving doors open in your house lets the hot air in and makes your air conditioner work harder.



Refrigerator

Find your snack quickly and close the door to keep cool air in the fridge.



Blinds

Leaving the blinds open in the summer lets in sunlight that heats up the room.





Learn with Louie



ABOUT A-MAZE-ING ENERGY SAVINGS!

Work your way through our maze and learn about things you can do at home to save energy. Your parents will thank you!



Don't stand in front of an open refrigerator!

Get what you want and quickly shut the door.



Close the shades and curtains

to keep out the heat from the sun.



Turn on the ceiling fan

to help cool the room you're in!

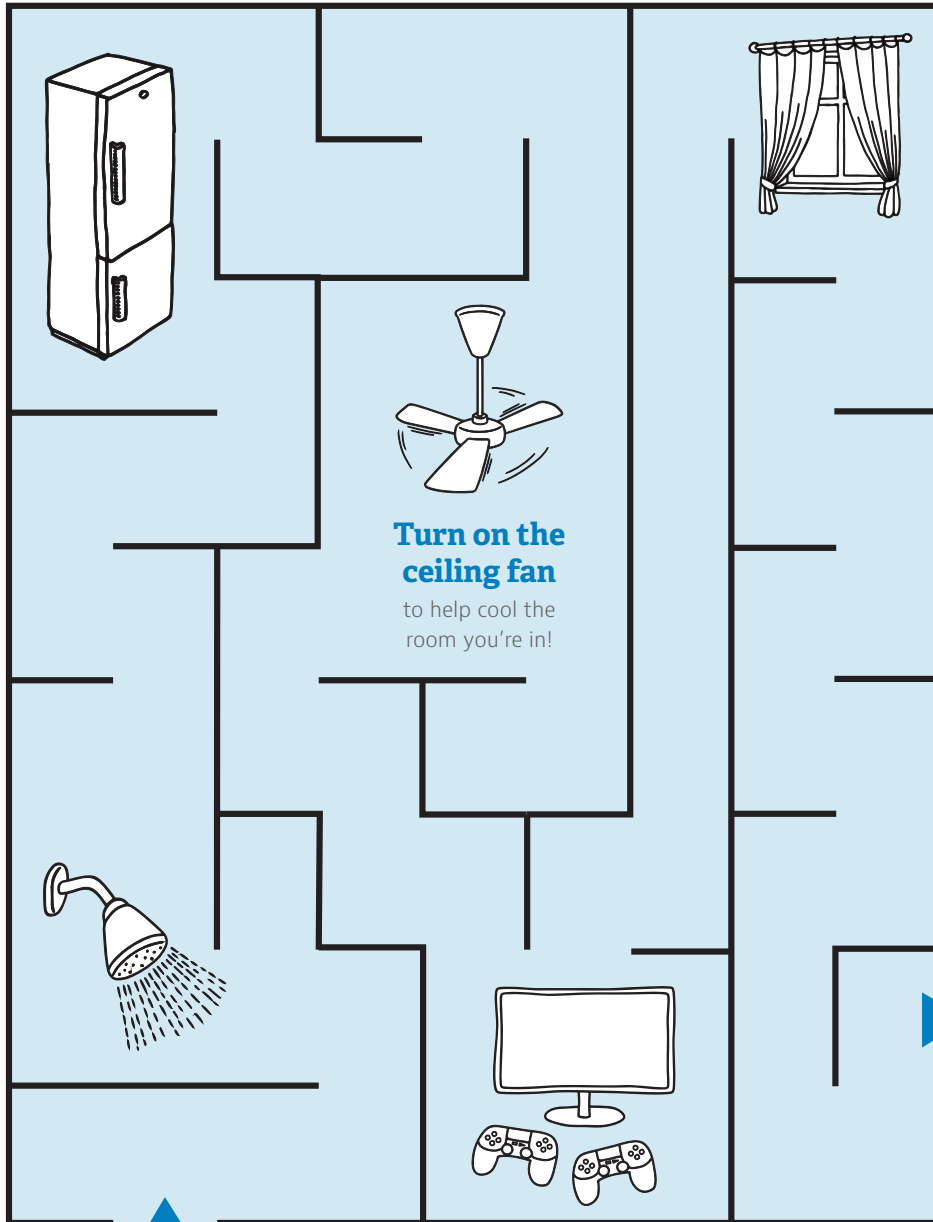
Take a cool shower –

you'll feel fresher and save hot water.



You did it!

You're an energy-saving star!



START

Unplug the TV and video games.

Go outside and play!




ACTIVITY 6

LOUIE'S SCRABBLE

NAME _____ DATE _____

Unscramble the words. Decide if the word is a conductor or insulator and write the word under the correct column. Color Louie.



Conductors

1. _____
2. _____
3. _____
4. _____
5. _____

Insulators

1. _____
2. _____
3. _____
4. _____
5. _____

